







GX Microscopes



Dino-Lite Microscope Product Range

product datasheet

Applications	Summary Description	DinoLite Product Code & Description (* normally in stock for immediate delivery)		Resolution	Mag	Illumination	Software	Micro Touch (touch top to capture)	Options	OS Supported	Connection
Industrial Inspection, PCB work, Conservation, Engraving, Entomology, Palaeontology, Textiles, Art Restoration, On-site Inspections, Zoology, Education & Training etc	Video Resolution Digital USB Microscope with built in lights with image capture software		AM211 Digital USB Microscope*	640x480 (video resolution)	10-50X 200X	4 LEDs	Image capture Timelapse Video		MS32W, MS35B, MS36B, Stands, Tripod Adapter & Holder	Windows 2000/XP/Vista	USB2
Industrial Inspection, PCB work, Conservation, Engraving, Entomology, Palaeontology, Textiles, Art Restoration, On-site Inspections, Zoology, Education & Training etc	High Resolution Digital USB Microscope with built in lights and Microtouch with image capture and measurement software		AM413T Pro Digital USB Microscope*	1280x1024 (1.3MP)	10-50X 200X	8 LEDs	Image capture Timelapse Video Measurements	✓	MS32W, MS35B, MS36B, Stands, Tripod Adapter & Holder	Windows 2000/XP/Vista	USB2
Useful for any application where a greater distance between the microscope and the subject is needed eg where work is being carried out eg soldering, restoration & dissections	High Resolution, Long Working Distance Digital USB Microscope with built in lights and Microtouch with image capture and measurement software		AM413TL Pro Long Working Distance Digital USB Microscope	1280x1024 (1.3MP)	20X- 90X LWD	8 LEDs	Image capture Timelapse Video Measurements	✓	MS32W, MS35B, MS36B, Stands, Tripod Adapter & Holder	Windows 2000/XP/Vista	USB2
For examination and documentation of images of the eye. Ophthalmology and Eye Clinics	High Resolution Digital USB Iriscope with built in lights and with image capture and measurement software		AM H-RUT Digital USB Iriscope (for Eye examination)	1280x1024 (1.3MP)	20X	2xLEDs switchable	Image capture Timelapse Video Measurements		MS32W, MS35B, MS36B, Stands, Tripod Adapter & Holder	Windows 2000/XP/Vista	USB2
Perfect for studies of blood microcirculation under the fingernail as an indicator of health	High Resolution Digital USB Nailscope with built in lights and with image capture and measurement software		AM H-NSUT Digital USB Nailscope (for nail micro-circulation)	1280x1024 (1.3MP)	500X	4 LEDs	Image capture Timelapse Video Measurements	✓	MS32W, MS35B, MS36B, Stands, Tripod Adapter & Holder	Windows 2000/XP/Vista	USB2
For really demanding applications where a really high magnification is needed	High Resolution, High Magnification, Digital USB Microscope with built in lights and Microtouch with image capture and measurement software		AM 413T5 Digital USB Microscope	1280x1024 (1.3MP)	500X	8 LEDs	Image capture Timelapse Video Measurements	✓	MS32W, MS35B, MS36B, Stands, Tripod Adapter & Holder	Windows 2000/XP/Vista	USB2

GX Microscopes

Dino-Lite Microscope Product Range continued

Applications	Summary Description	DinoLite Product Code & Description (* normally in stock for immediate delivery)	Resolution	Mag	Illumination	Software	Micro Touch (touch top to capture)	Options	OS Supported	Connection
Particularly useful for examining through a plastic film, transparent polymers, glass or liquids as it reduces reflections. Also for the observation of highly reflective subjects such as metal solder joints, wires, shiny beetle cases etc by cutting out glare.	High Resolution Digital USB Microscope with built in lights, polariser and Microtouch with image capture and measurement software	 AM 413ZT Polarising Digital USB Microscope	1280x1024 (1.3MP)	10-50X 200X	8 LEDs With Polariser	Image capture Timelapse Video Measurements	✓	MS32W, MS35B, MS36B, Stands, Tripod Adapter & Holder	Windows 2000/XP/ Vista	USB2
This unusual Digital Microscope is useful for any application where fluorescing features need to be observed such as polymer mixes, contaminants, fibres, plants, bacteria, skin diseases, stains and dyes, counterfeiting, blood stains, fingerprints, insect patterns etc	High Resolution Digital USB Microscope with built in UV & White lights, cut-off filter and Microtouch with image capture and measurement software (We can also supply a UV only version)	 AM413FVW UV + White Light Digital USB Microscope	1280x1024 (1.3MP)	10-50X 200X	4 white-light LED & 4 UV LED (software switchable) Excitation: near-UV LEDs, 390~400nm Emission Filter Cut-off: 425nm	Image capture Timelapse Video Measurements White/UV light Switching	✓	MS32W, MS35B, MS36B, Stands, Tripod Adapter & Holder	Windows 2000/XP/ Vista	USB2


Also available are video output (non-digital) version of most DinoLite models

See next page for Stands and Accessories

GX Microscopes

Dino-Lite Accessories Range

product datasheet




Rack
MS35B



MS35B Pillar Stand

with rack and pinion focus and adjustable angle DinoLite Holder. Simple to use, holds the microscope rigid and is ideal for almost all inspection tasks and teaching/seminar applications
Size:(W)12.7cm x (L)20.7cmx(H)30.5cm
Weight:1.38kg



MS15X Mechanical Stage with XY and Rotation Control

An excellent stage for finely positioning and scanning specimens, especially useful at high magnifications.
Size: 16.5cm x 13.5cm x 7.5cm(H)
Weight: approx 1kg



MS36B Boom Arm Stand

with rack and pinion focus and multiple axes of rotation. His versatile stand is perfect for viewing larger subjects and for holding the microscope into specific positions on equipment such as industrial machine tools or next to subjects under observation such as plants.
Weight: 1.3kg
Base: 12cm(W) x 20cm(L)
Boom arm: 25cm
Height: 30.5cm



MS16C Articulated arm Specimen Holder

This is our favourite Dinolite accessory. Supplied with multiple end clips this great tool is ideal for presenting tricky to image specimens such as pinned insects, jewels, small fossils, small electronic components etc.
180 degree vertical pivoting swing arm
360 degree horizontal rotation with 3 types of cliper
Package dimension: 9cm x 8cm x 8cm
Weight: approx 900g



MS32W Goose Neck Stand

A very useful and compact stand allows you to position the microscope freely.
35cm long flexible arm



Tripod Mount Holder

Now you can mount your DinoLite onto any standard photographic tripod or stand with a std tripod mount.